


Safety is everyone's responsibility

1. Devote your full attention to driving safety, refrain from using cell phones while in the carline or parking lots.
2. Be alert, drive slowly, and yield to all pedestrians.
3. Follow all traffic signs.
4. Be patient and pleasant.
5. Be a good example to your child(ren) and model the correct procedures.
6. Use the designated crosswalks when crossing the parking lot.
7. Only let children out of the car on the right side along the curb.
8. Please do not bring dogs to school.

PLEASE BE RESPECTFUL TO ALL STAFF AND STUDENT PATROLS SUPERVISING DROP-OFF AND PICK-UP PROCEDURES.

THEY ARE THERE TO ENSURE THE SAFETY OF ALL OUR HOOVER-WOOD STUDENTS.



Pick –Up and Drop-Off Safety Procedures

Hoover-Wood
Elementary



2010-11

DROP OFF PROCEDURE

Students must not to be on school grounds before 8:45 a.m.. Adult supervision is provided at this time to ensure the safety of all children.

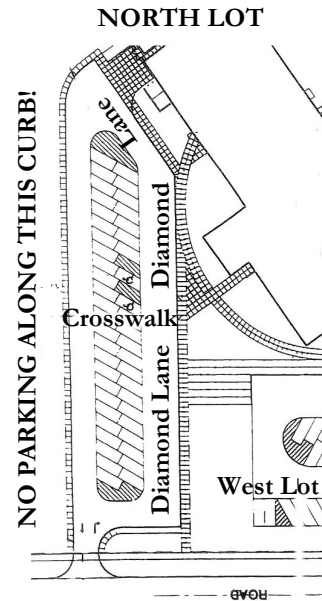
There are two options from which to choose when dropping off your child: You may park in the lot and walk your child to the sidewalk, or you may use the diamond car-line lane.

OPTION #1 PARKING

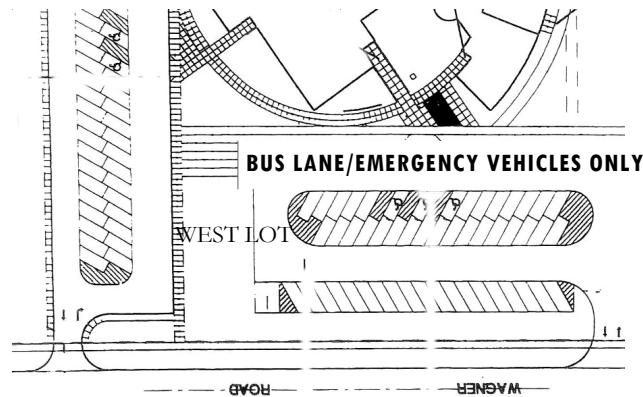
1. Carefully enter the North parking lot, staying to the left of the marked diamond lane. Find an empty spot.
2. Escort your child(ren) to the crosswalk and wait until a Staff member signals to cross. Walk your child(ren) completely across the lot to the sidewalk.
3. Parking is prohibited along the North curb!

OPTION #2 DIAMOND LANE

1. Follow the clearly marked right lane next to the curb and carefully pull as far forward as possible. Do Not Block the Crosswalk.
2. Do not let children out of the car until you have pulled beyond the crosswalk.
3. Stay in your vehicle at all times while in this lane. Only allow students to exit on the curb-side (right side) of the car for safety.
4. Be patient and stay in this lane. Do not pull out into the line of traffic moving in the parking lot.



RIGHT TURN ONLY out of the NORTH parking lot during Drop-Off and Pick-Up.



The WEST parking lot curb must be reserved for EMERGENCY VEHICLES and BUSES.

PICK UP PROCEDURE

Please follow these directions during afterschool pick-up.

1. Drive with extreme caution at all times. Refrain from cell phone usage!
2. The WEST parking lot is for BUSES ONLY.
3. Do not park on Wagner Road along school property.

OPTION #1 PARKING

1. Park in a center spot and use the crosswalk to meet your child on the sidewalk. Then wait until a Staff member signals to cross.
2. Parking is prohibited along the North curb!
3. Turn right out of the parking lot.

OPTION #2 DIAMOND LANE

1. Follow the clearly marked right lane next to the curb and carefully pull forward as far as you can and remain in your vehicle.
2. Do not block the crosswalk.
3. Students may enter the vehicle on the curb side only beyond the crosswalk.
4. Be patient and stay in this lane. Do not pull out into the line of traffic moving in the parking lot.
5. Turn right out of the parking lot.

Please respect the laws established for SAFETY!